

Methyl red dye-sensitized zinc oxide as photocatalyst for phenol degradation under visible light

Cite as: AIP Conference Proceedings **2237**, 020048 (2020); <https://doi.org/10.1063/5.0005797>
Published Online: 02 June 2020

Wynona A. Nimpoeno, Hendrik O. Lintang, and Leny Yuliaty



View Online



Export Citation

ARTICLES YOU MAY BE INTERESTED IN

[Kinetic study of methylene blue photocatalytic decolorization using zinc oxide under UV-LED irradiation](#)

AIP Conference Proceedings **2237**, 020001 (2020); <https://doi.org/10.1063/5.0005263>

[Determination of the optimum composition to produce minimum particle size of \$\beta\$ -carotene microencapsulated in acid hydrolyzed starch-chitosan/TPP \(tripolyphosphate\) matrices using Taguchi method](#)

AIP Conference Proceedings **2237**, 020043 (2020); <https://doi.org/10.1063/5.0005249>

[Synthesis of N'-\(3-trimethoxysilylpropyl\)diethylentriamine modified silica \(\$\text{SiO}_2\(\text{RHA}\)\$ -TMPDT\) for adsorption of gold\(III\)](#)

AIP Conference Proceedings **2237**, 020047 (2020); <https://doi.org/10.1063/5.0008267>

Lock-in Amplifiers
up to 600 MHz



Methyl Red Dye-Sensitized Zinc Oxide as Photocatalyst for Phenol Degradation Under Visible Light

Wynona A. Nimpoeno^{1, a)}, Hendrik O. Lintang^{1, 2, b)} and Leny Yulianti^{1, 2, c)}

¹*Department of Chemistry, Faculty of Science and Technology, Universitas Ma Chung, Villa Puncak Tidar N-01, Malang 65151, East Java, Indonesia*

²*Ma Chung Research Center for Photosynthetic Pigments, Universitas Ma Chung, Villa Puncak Tidar N-01, Malang 65151, East Java, Indonesia*

^{a)}511510019@student.machung.ac.id

^{b)}hendrik.lintang@machung.ac.id

^{c)}Corresponding author: leny.yulianti@machung.ac.id

Abstract. Zinc oxide (ZnO) is one of the semiconductor photocatalysts having large band gap energy, which is usually enough for the degradation of organic pollutant such as phenol. However, large band gap energy also means that ZnO is mostly active under UV light only. In this study, ZnO was sensitized using a methyl red dye and the improved photocatalytic activity was confirmed for degradation of phenol under visible light irradiation. The ZnO was first prepared by a hydrothermal method, then was sensitized with methyl red (MR) dye through an impregnation method with various contents of MR (1-3 wt%). Fourier transform infrared spectra indicated a change in methyl red structure after impregnation on ZnO due to the basicity of ZnO. While the MR addition did not affect the band gap energy of ZnO, it improved the optical properties of ZnO in the visible light region. Fluorescence spectra revealed that the addition of 1 and 2 wt% MR slightly red-shifted the excitation maxima of ZnO, while 3 wt% addition resulted in a blue-shift. Furthermore, it was shown that ZnO has an oxygen vacancy with emission at 558 nm and the presence of methyl red quenched the emission intensity. The photocatalytic activity of ZnO increased after dye sensitizing, where the best performance was obtained on the ZnO with 2 wt% of MR addition. The better photocatalytic activity of ZnO after dye sensitization could be proposed due to the additional electron transfer from MR to ZnO generated under visible light irradiation.

INTRODUCTION

Phenol is an organic solvent and a synthesis precursor with a wide range of usage in industry. With its high toxicity and solubility in water [1], phenol is easily carried into water bodies and into the human body. Various methods, including distillation [2], extraction [3], and photochemical processes [4] have been used to treat phenol. Another promising method is through photocatalytic degradation. Photocatalytic degradation has been used as an environmentally safe for various organic pollutants. Advantages of this method include the complete mineralization of various organic compounds and solar light usage potential [5, 6]. The photocatalysts used generally are semiconductors with wide band gap energy such as titanium dioxide (TiO₂) [7-9] or zinc oxide (ZnO) [10-14].

ZnO is a semiconductor with a wide band gap energy enough for photomineralization of organic waste. However, due to its large band gap, ZnO has a low photocatalytic activity under visible light irradiation [10], limiting its use as photocatalyst when solar radiation is taken into account. One approach to improve the absorption of the ZnO would be via dye sensitization. Dye sensitization is a method extensively studied for photosensitization of semiconductors that could be applied for solar cell [15-17] and photocatalyst [18-20].

Currently, various types of dyes have been employed as sensitizer agent for ZnO photocatalysts. Natural dyes such as porphyrin [21], carotenoid [22], and betacyanin [23] were reported to show good activity, but the bulkiness of the dye lowered the amount of dye that could be immobilized onto ZnO surface [24]. The synthetic dyes to sensitize ZnO included eosin yellow [23], rhodamine B [25], methylene blue, and resorcinol [26]. However, the

meta- and ortho- substitution in these dyes lowered sensitizer concentration and decreased the donor-acceptor distance, which increased the chance of severe charge recombination in dye-semiconductor system [24].

On the other hand, methyl red (MR) is an azo dye with a vibrant red color that has been employed as a dye sensitizer in TiO₂-ZnO as a dye mixture [27]. The existence of carboxyl groups in the dye allows sensitization of MR on various materials including ZnO due to its well-known anchoring function [28]. In addition, having *para*-substituted phenyl ring could potentially cause the MR acting as an efficient sensitizer since the *para*-dyes have been reported to be better sensitizers due to their perpendicular anchoring on semiconductors and sufficient donor-acceptor distance to prevent severe recombination [24]. In this study, the effect of MR sensitization on ZnO towards its photocatalytic activity under visible light irradiation was investigated for the first time for phenol degradation.

EXPERIMENTAL

The chemicals were commercially purchased and used without further treatments. The synthesis of ZnO was carried out similarly to the previously reported method [29]. The zinc acetate dihydrate (Zn(CO₂CH₃)₂·2H₂O, 99.5–101%, Emsure) and sodium hydroxide (NaOH, 99%, Emsure) were dissolved separately in 75 mL of distilled water at the concentration of 0.1 and 0.2 M, respectively. The Zn(CO₂CH₃)₂·2H₂O solution was then added dropwise to the NaOH solution, continued by stirring at 700 rpm for an hour. The mixture was then poured into a Teflon lined autoclave and heated using an oven for 6 hours at 150 °C. The obtained ZnO suspension was then separated through decantation. In order to get rid of leftover precursor and byproducts, the ZnO slurry was then washed repeatedly using distilled water until the suspension pH reached 7 before the drying process in the oven at 60 °C overnight.

The MR sensitization on the synthesized ZnO was carried out by adding 0.5 g of ZnO and 1, 2, and 3 wt% of MR (C₁₅H₁₅N₃O₂, ACS reagent, crystalline, Sigma-Aldrich) into 100 mL of ethanol (99.5%, Emlura, Merck). The solution was stirred at 700 rpm for 24 hours. Similar steps to those mentioned in the synthesis of ZnO were then used to wash and dry the MR-sensitized photocatalysts. The obtained samples were labeled as MR(x%)/ZnO, where x shows the amount of added MR.

The synthesized ZnO and MR(x%)/ZnO samples were subjected to several characterizations. Fourier-transform infrared spectroscopy (FTIR; JASCO FT/IR-6800), diffuse reflectance ultraviolet-visible (DR UV-vis) spectrophotometer (JASCO V-760), and spectrofluorometer (JASCO FP-8500) were employed to study the optical, fluorescence properties, and functional groups in the prepared samples, respectively. All spectra were recorded at room temperature. As for the FTIR spectra measurement, all the samples were prepared in a pellet form with the addition of potassium bromide (KBr, spectroscopy grade).

In the photocatalytic activity test, phenol (C₆H₅OH, 99–100.5%) was used as the organic pollutant model. The light source employed was a halogen lamp (Dolan-Jenner MI-157 150W) with the main wavelength of 410–800 nm. The photocatalyst (50 mg) was suspended into the phenol solution (25 mL, 50 ppm). The mixture was then stirred for 2 hours under the dark condition to achieve the adsorption-desorption equilibrium, followed by irradiation using the halogen lamp for 3 hours. The suspension was filtered to remove the solid photocatalyst using a filter membrane prior to the measurement of phenol content using high-performance liquid chromatography (HPLC; Shimadzu, LC-20AT) with C-18 column (YMC-Triart, S-5 μm, 12 nm). The percentage of degradation of phenol was calculated from the percentage ratio of degraded phenol concentration to the initial concentration of phenol.

RESULTS AND DISCUSSION

Functional Group Analysis

To determine the functional groups in the synthesized ZnO and MR-sensitized ZnO samples, the samples were measured using the FTIR spectrophotometer. Figure 1 shows the FT-IR spectra of synthesized materials. As depicted in Fig. 1(a), the ZnO showed the absorption peaks at 3400 and 1639 cm⁻¹ corresponding to the stretching and bending vibrations of O-H and H-O-H of water [30], while the stretching vibration of Zn-O could be detected at 423 cm⁻¹ [31]. The MR(x%)/ZnO samples also exhibited the characteristic peaks of the ZnO, but with several new absorption peaks that were originated from the MR (Figs. 1(b)-(d)). As can be seen in Fig. 1(e), the MR gave O-H stretching vibration peak was detected at 3400 cm⁻¹ [30], stretching vibrations of -C=O bond from its carboxyl group at 1699 cm⁻¹, -N=N- bond from its azo group at 1600 cm⁻¹, C=C bond from its aromatic rings at 1364 cm⁻¹, and C-O bond from its carboxyl group at 1146 cm⁻¹, as well as the vibrational peak of

its disubstituted benzene at 827 cm^{-1} [32]. The FTIR spectra revealed that the MR has been successfully impregnated onto the ZnO without changing the functional groups of the ZnO.

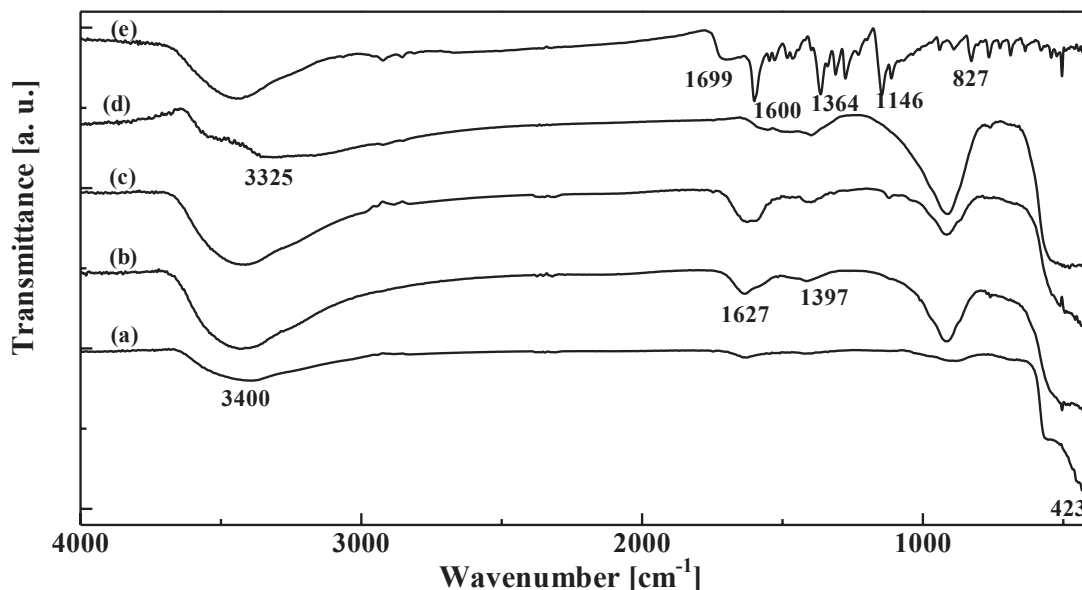


FIGURE 1. FTIR spectra of (a) ZnO, (b) MR(1%)/ZnO, (c) MR(2%)/ZnO, (d) MR(3%)/ZnO, and (e) MR samples

As mentioned above, several new absorption peaks could be observed in the MR(x%)/ZnO samples due to the presence of the MR. However, compared to the absorption peaks of the MR, it could be observed that these absorption peaks were shifted to higher or lower wavenumber. The vibrational peak at 3400 cm^{-1} was shifted to 3325 cm^{-1} due to hydrogen bond interactions between MR compounds [33], which was observed when the amount of MR was high (3%). On the other hand, the vibrational peaks of -N=N- shifted from 1600 to 1627 cm^{-1} due to the pH-induced structural change in the azo bond of the MR as illustrated in Fig. 2 in good agreement with other literature [34]. This could occur due to the basicity of the ZnO. The aromatic C=C vibrational peak at 1364 cm^{-1} was also shifted to 1397 cm^{-1} due to $\pi\cdots\pi$ stacking interactions between the MR compounds [33].

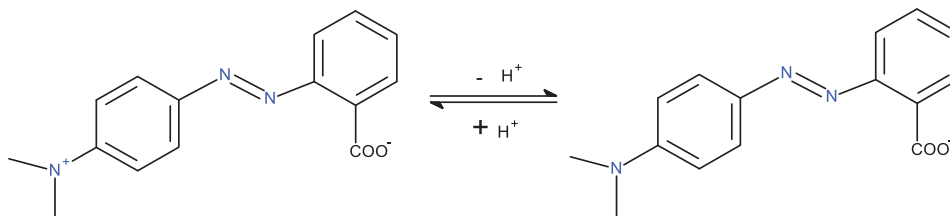


FIGURE 2. Structural change in MR due to the changes in acidity

Optical Properties

In order to determine the optical characteristic changes of ZnO after MR sensitization, the ZnO and the MR(x%)/ZnO samples were measured using DR UV-vis spectrophotometer and spectrofluorometer. The DR UV-vis spectra of the materials are shown in Fig. 3(a) as plots of Kubelka-Munk (KM) function vs wavelength. The ZnO and MR(x%)/ZnO samples were shown to have strong absorption in the UV region with a maximum peak at 316 nm . The presence of MR did not affect the absorption of the maximum peak, however, the addition of 1 and 2 wt% MR gave a red shift on the ZnO band edge while 3 wt% addition gave a new peak at 544 nm . The red shift and new peak appearance suggested the successful impregnation of MR on ZnO. In order to determine the band gap energy of the pure ZnO and MR-sensitized ZnO samples, Tauc plot was used as shown in Fig. 3(b). The band gap energies

of synthesized samples were estimated to be in the range of 3.28–3.29 eV, indicating that the MR addition did not affect much the band gap energy of the ZnO, in agreement to its function as a dye sensitizer.

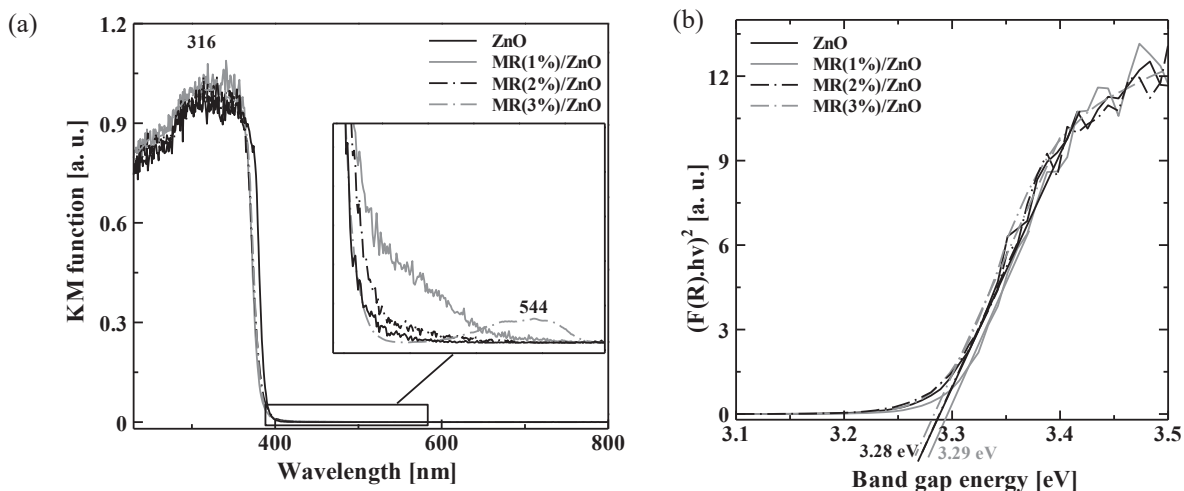


FIGURE 3. (a) DR UV-vis spectra and (b) Tauc plots of ZnO and MR(x%)/ZnO samples

Fluorescence spectra of the ZnO and MR(x%)/ZnO samples are shown in Fig. 4. The excitation and emission spectra were recorded to investigate the aggregation of MR and the electron-hole recombination on the ZnO before and after addition of MR, respectively. The excitation spectra were measured at an emission wavelength of 558 nm, while the emission spectra were measured at excitation wavelengths of 340–390 nm, depending on each respective excitation peak, which was different with the amount of added MR. There were two clear maximum peaks in Fig. 4(a). The first peak was observed around 275 nm, which was not changed with the changes in the added amount of MR. On the other hand, the second maximum excitation wavelength showed a red shift from 372 to 374 and 377 nm after 1 and 2 wt% MR addition, respectively, while 3 wt% addition resulted in the blue shift of the excitation wavelength to 347 nm. This result aligned with the reported computational study of MR aggregation on TiO₂ [32], where π ... π stacking interactions could induce the red shift, while the hydrogen bond formation could lead to the blue shift. The emission spectra of the samples are shown in Fig. 4(b). The ZnO was shown to give a yellow emission at 558 nm, which was attributed to the electron transition from the conduction band (CB) of ZnO to the oxygen vacancy (V_o) [34]. This strong emission band indicated the presence of an oxygen vacancy defect in the synthesized ZnO. The addition of MR caused the emission intensity to be reduced, suggesting a lower charge recombination rate could be achieved in the MR(x%)/ZnO samples than in the bare ZnO.

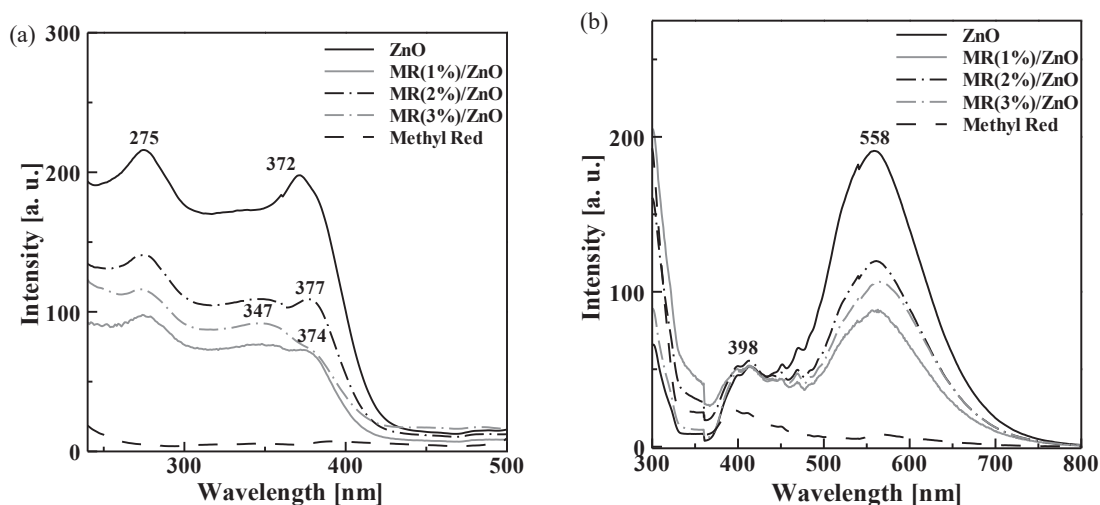


FIGURE 4. (a) Excitation and (b) emission spectra of ZnOMR(x%)/ZnO, and MR samples

Photocatalytic Activity

The ZnO and MR-sensitized ZnO samples were tested for their photocatalytic phenol degradation under visible light irradiation for 3 hours and the results are depicted in Fig. 5. As expected, ZnO showed a negligible activity under visible light irradiation (0.1%) due to the inability of ZnO to absorb the visible light. In contrast, the photocatalytic activity enhancement of ZnO could be achieved on all MR(x%)/ZnO samples. The photocatalytic activity of ZnO increased from 0.1% phenol degradation to 4.1, 6.8, and 6.4% phenol degradation with the addition of 1%, 2%, and 3% of MR, respectively. This result clearly revealed that the MR acted as a dye sensitizer for the ZnO so that photocatalytic activity enhancement of *ca.* 68 times could be achieved on the best photocatalyst, which was the MR(2%)/ZnO. Such enhancement could be realized due to the efficient electron transfer from the MR to the ZnO.

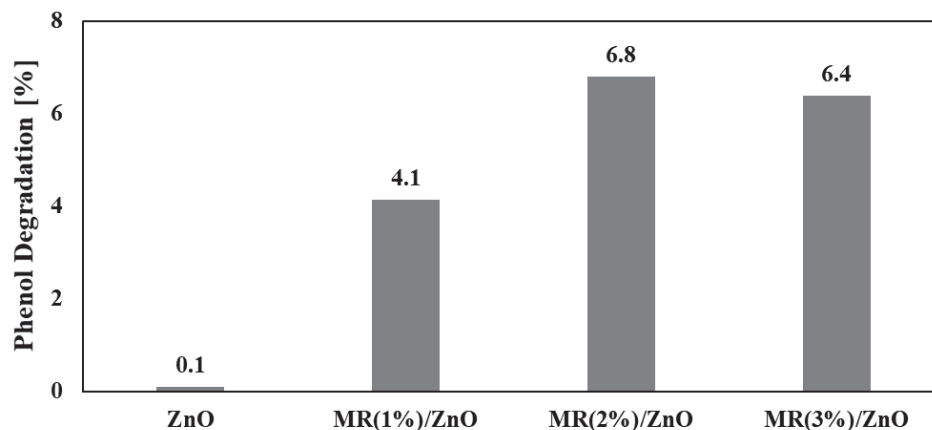


FIGURE 5. Photocatalytic phenol degradation on the ZnO and MR(x%)/ZnO samples under visible light irradiation

An analogy to the computational calculation of aggregated MR on the TiO₂ [33], the effect of MR amount to the aggregation of MR on the ZnO as also supported by excitation spectra above could be explained similarly, which was strongly related to the photocatalytic activity results. It has been reported that the ideal distance of donor-acceptor or highest occupied molecular orbital (HOMO)-lowest unoccupied molecular orbital (LUMO) should not be too close as to result in severe recombination, yet should not be too far as to result in inefficient electron transfer due to the distance [27]. At 1 wt% MR addition, only one layer of MR was deposited on the ZnO surface, allowing normal electron transfer due to MR's *para*-substitution having sufficient donor-acceptor distance. At 2 wt% MR addition, a dimer could be deposited on ZnO through $\pi\cdots\pi$ stacking interaction between two MR compounds. The HOMO was relocated to the outermost MR, increasing the distance between electron donor-acceptor. However, the electron transfer efficiency improved due to the $\pi\cdots\pi$ stacking interaction between the MR's aromatic groups. In the $\pi\cdots\pi$ stacking interactions, the orbitals of both aromatic groups tend to overlap and the electrons tend to be delocalized [35]. This delocalization led to the ease of the electron flow from outer MR to inner MR and further to the semiconductor, hence increasing the photocatalytic activity of 2 wt% MR-sensitized ZnO. At 3 wt% MR addition, hydrogen bonds could form between the carboxyl groups of second and outermost MR, which was in good agreement with the FTIR spectrum shown in Fig. 1(d). In addition to the increase in the donor-acceptor distance, potential wells would be also formed, which would localize electrons in the bond's orbital [36], hence limiting electron mobility from outermost MR to second MR. This, in turn, would decrease the electron transfer rate from the MR to the ZnO, resulting in a decreased photocatalytic activity after 3 wt% addition.

In addition, the reduced emission intensity after the MR was added onto the ZnO suggested that the added MR could reduce the oxygen vacancy in the ZnO and/or trap electrons if the composite was excited under UV light. The latter would also suggest that the addition of MR resulted in a lower electron-hole recombination on the ZnO, which could give benefits for reactions under UV light. However, since the reaction was carried out under visible light irradiation, the low emission intensity after excitation under UV light would suggest the possible pathway that the electron excitation could occur from the valence band of the ZnO to the MR, which make the ZnO gave good activity under visible light after MR addition.

CONCLUSION

The MR-sensitized ZnO photocatalysts have been successfully synthesized by impregnation of the MR onto the ZnO photocatalyst. FTIR revealed the presence of characteristic absorption peaks of both MR and ZnO. The shifting of the vibration peaks observed on the MR-sensitized samples would be caused by the structural changes due to the basicity of the ZnO, the $\pi\cdots\pi$ stacking interactions and the hydrogen bond formation. The last two interactions would be related to the added amount of the MR. In good agreement with the FTIR spectra, the $\pi\cdots\pi$ stacking interactions was confirmed to induce the red shift, while the hydrogen bond formation could lead to the blue shift in the excitation spectra. Emission spectra showed that charge recombination could be reduced with the presence of th MR. Photocatalytic tests showed that the best sample with the highest photocatalytic activity for phenol removal under visible light was MR(2%)/ZnO. Under visible light for 3 hours, the activity of unmodified ZnO increased close to sixty eight times from 0.1% to 6.8%. This enhanced photocatalytic activity was contributed from the efficient electron transfer from the MR to the ZnO, suggesting that the MR could be used as an efficient dye sensitizer of the ZnO photocatalyst.

ACKNOWLEDGMENTS

Support from Directorate General of Strengthening Research and Development, Ministry of Research, Technology and Higher Education of the Republic of Indonesia via the World Class Research scheme (WCR 2019, No.041/SP2H/LT/MULTI/L7/2019 and No. 014/MACHUNG/LPPM/SP2H-LIT-MULTI/III/2019) is greatly acknowledged.

REFERENCES

1. N. Calace, E. Nardi, B. Petronio and M. Pietroletti, *Environ. Pollut.* **118**, 315–319 (2002).
2. T. Mohammadi and P. Kazemi, *Desalination, Water Treat.* **52**(7-9), 1341–1349 (2014).
3. G. Scalia, R. Micale, L. Cannizzaro and F. Marra, *J. Clean. Prod.* **142**(4), 3782–3788 (2017).
4. Y. Wang, L. Zhou, X. Duan, H. Sun, E. Tin, W. Jin and S. Wang, *Catal. Today* **258**(2), 576–584 (2015).
5. N. Yusoff, S. Ong, L. Ho, Y. Wong and W. Khalik, *Desalination, Water Treat.* **54**(6), 1621–1628 (2015).
6. M. Alalm, A. Tawfik and S. Ookawara, *Desalination, Water Treat.* **57**(2), 835–844 (2016).
7. M. Barakat, R. Al-Hutailah, E. Qayyum, J. Rashid and J. Kuhn, *Environ. Technol.* **35**(2), 137–144 (2014).
8. W. R. Siah, H. O. Lintang, M. Shamsuddin, L. Yuliati, *IOP Conf. Series: Mater. Sci. Eng.* **107**, 012005 (2016).
9. A. Turki, C. Guillard, F. Dappozze, Z. Ksibi, G. Berhault and H. Kochkar, *Appl. Catal. B: Environ.* **163**, 404–414 (2015).
10. D. Hong, G. Cao, X. Zhang, J. Qu, Y. Deng and H. Liang, *Electrochim. Acta* **283**, 959–969 (2018).
11. S. Rajendran, M. Khan, F. Gracia, J. Qin, V. Gupta and S. Arumainathan, *Sci. Rep.* **6**, 31641 (2016).
12. J. Jiang, H. Wang, X. Chen, S. Li, T. Xie, D. Wang and Y. Lin, *J. Coll. Interf. Sci.* **494**, 130–138 (2017).
13. V. Vaiano, M. Matarangolo, J. Murcia, H. Rojas, J. Navío and M. Hidalgo, *Appl. Catal. B: Environ.* **225**, 197–206 (2018).
14. F. Hussin, H. O. Lintang, L. Yuliati, *Malay. J. Fund. Appl. Sci.* **11**(3), 134–138 (2015).
15. D.B. Alwan and F.H. Ali, *Int. J. Sci. Res.* **6**(8), 1609–1615 (2017).
16. R.S. Ajimsha, M. Tyagi, A.K. Das, P. Misra and L.M. Kukreja, “Dye-Sensitization Of Nanocrystalline ZnO Thin Films” in *International Conference on Physics of Emerging Functional Materials-2010*, AIP Conference Proceedings 1313, edited by D.K. Aswal and A.K. Debnath. (American Institute of Physics, Melville, NY, 2010), pp. 385–387.
17. L. Saikia, D. Bhuyan, M. Saikia and B. Malakar, *Appl. Catal. A: Gen.* **490**, 42–49 (2015).
18. P. Chowdhury, J. Moreira, H. Goma and A.K. Ray, *Indust. Eng. Chem. Res.* **51**(12), 4523–4532 (2012).
19. S. Aksoy, K. Gorgun, Y. Caglar and M. Caglar, *J. Mol. Struct.* **1189**, 181–186 (2019).
20. G.D. Carlo, A.O. Biroli, F. Tessore, S. Caramori and M. Pizzotti, *Coord. Chem. Rev.* **358**, 153–177 (2018).
21. S. Sarkar, A. Makhil, T. Bora, K. Lakhman, A. Singha, J. Dutta, and S.K. Pal, *ACS Appl. Mater. Interf.* **4**(12), 7027–7035 (2012).
22. A. Zyoud, M. Dwikat, S. Al-Shakhshir, S. Ateeq, J. Shteiwi, A. Zubi, M.H.S. Helal, G. Campet, D.H. Park, H.S. Kwon, T.W. Kim, M. Kharoof, R. Shawahna and H.S. Hilal. *J. Mater. Sci.: Mater. Electron.* **28**(20), 15565-15595 (2017).

23. M.A.I. Molla, I. Tateishi, M. Furukawa, H. Katsumata, T. Suzuki, and S. Kaneco, *Chem Engineering* **1**(2), 8 (2017).
24. P. M. Aneesh, A. Vanoja and M. K. Jayaraj, *Nanophotonic Materials IV* **6639**, 66390J1-9 (2007).
25. S. Radhika and J. Thomas, *J. Environ. Chem. Eng.* **5**(5), 4239-4250 (2017).
26. A.S. Hart, Chandra B. KC, H.B. Gobeze, L.R. Sequeira and F. D'Souza, *ACS Appl. Mater. Interf.* **5**(11), 5314–5323 (2013).
27. D. Alwan and F. Hasan, *IJSR* **6**, 6-391 (2015).
28. L. Zhang, J.M. Cole, P.G. Waddell, K.S. Low and X. Liu, *ACS Sust. Chem. Eng.* **1**(11): 1440–1452 (2013).
29. C. Liu, K. Shih, Y. Gao, F. Li and L. Wei, *J. Soil Sediment* **12**(5), 724–733 (2012).
30. M. Kooti and A. Sedeh, *J. Chem.* **2013**, 562028 (2012).
31. S.A. Khan, S. Shahid, M. Nazir, S. Kanwal, S. Zaman, M.N. Sarwar, and S.M. Haroon, *J. Mol. Struct.* **1184**, 316–323 (2019).
32. L. Zhang, X. Liu, W. Rao and J. Li, *Sci. Rep.* **6**(1), 35893 (2016).
33. P.Y. Bruice, *Organic Chemistry* (Pearson, London, 2010).
34. F. Kayaci, S. Vempati, I. Donmez, N. Biyikli and T. Uyar, *Nanoscale* **6**, 10224 (2014).
35. R. Zhao and R. Zhang, *Phys. Chem. Chem. Phys.* **18**, 25452–25457 (2016).
36. P.M. Krasilnikov, P.A. Mamonov, P.P. Knox, V.Z. Paschenko and A.B. Rubin, *Biochim. Biophys. Acta - Bioenergetics* **1767**(6), 541–549 (2007).

The 14th Joint Conference on Chemistry 2019

Surakarta, Indonesia • 10–11 September 2019

Editors • Fitria Rahmawati, Teguh Endah Saraswati,
Khoirina Dwi Nugrahaningtyas, Soerya Dewi Marliyana
and Triana Kusumaningsih



Committees: The 14th Joint Conference on Chemistry 2019

Cite as: AIP Conference Proceedings **2237**, 010002 (2020); <https://doi.org/10.1063/12.0000669>
Published Online: 02 June 2020



View Online



Export Citation

ARTICLES YOU MAY BE INTERESTED IN

[Preface: The 14th joint conference on chemistry 2019](#)

AIP Conference Proceedings **2237**, 010001 (2020); <https://doi.org/10.1063/12.0000415>

[Photos: The 14th Joint Conference on Chemistry 2019](#)

AIP Conference Proceedings **2237**, 010003 (2020); <https://doi.org/10.1063/12.0000584>

[Effect of acidic level \(pH\) of red dragon fruit \(*Hylocereus costaricensis*\) peels extract on DSSC efficiency](#)

AIP Conference Proceedings **2237**, 020014 (2020); <https://doi.org/10.1063/5.0005686>

Lock-in Amplifiers
up to 600 MHz



COMMITTEES

Advisory Board:

Prof. Dr. Jamal Wiwoho, S.H., M.Hum (Rector of Sebelas Maret University, Indonesia)
Prof. Dr. Ir. Ahmad Yunus, M.S (Sebelas Maret University)
Drs. Harjana, M.Si., M.Sc., Ph.D (Dean of Faculty of Mathematics & Natural Sciences, Sebelas Maret University, Indonesia)
Prof. Dr. Evamarie. Hey-Hawkins (Leipzig University, Germany)
Prof. Hirofumi Tanaka (Kyushu Institute of Technology, Japan)
Prof. Santiago Gomez-Ruiz (Rey Juan Carlos University, Spain)
Assoc. Prof. Javier Cepeda Ruiz (University of the Basque Country, Spain)
Prof. Zaher Judeh, Ph.D (Nanyang Technology University, Singapore)
Assoc. Prof. Dr. Younki Lee (Gyeongsang National University, Republic of Korea)
Prof. Dr. How Siew Eng (Universiti Malaysia Sabah)
Assoc. Prof. Dr. Pranoto, M.Sc (Sebelas Maret University)
Dr. Abu Masykur, M.Si (Sebelas Maret University)
Prof. Dra. Neng Sri Suharty, M.S., Ph.D (Sebelas Maret University)
Prof. Drs. Sentot Budi Rahardjo, Ph.D (Sebelas Maret University)
Dr. Triana Kusumaningsih, M.Si (Sebelas Maret University)

Scientific Committee:

Publication and proceeding:

Dr. Fitria Rahmawati, S.Si., M.Si. (Sebelas Maret University)
Dr. Khoirina Dwi Nugrahaningtyas, M.Si (Sebelas Maret University)
Teguh Endah saraswati, M.Eng, PhD (Sebelas Maret University)
Dr. Mohd Sani Sarjadi (Universiti Malaysia Sabah)
Nor Basid Adiwibawa P., S.Si, M.Sc, Ph.D (Diponegoro University)
Dr. Santi Nur Handayani, M.Si (Jenderal Soedirman University)
Dra. Hartati Soetjipto, M.Sc (Kristen Satya Wacana University)
M. Alauhdin, Ph.D (Semarang State University)

Organizing committee:

General Chair

Dr.rer.nat. Atmanto Heru Wibowo, M.Si.
(Sebelas Maret University)

Co-chairman	Dr. Dian Maruto Widjanarko, M.Si. (Sebelas Maret University) Dr. Dwi Hudyanti, M.Sc (Diponegoro University) Dr. Suwandri, S.Si., M.Si (Jenderal Soedirman University) Dr. Nanik Wijayati, M.Si (Semarang State University) Dr. Yohanes Martono, S.Si., M.Sc (Kristen Satya Wacana University)
Secretary	Dr.rer.nat. Maulidan Firdaus, M.Sc. (Sebelas Maret University) Prof. Venty Suryani, M.Phil., Ph.D (Sebelas Maret University) Dr.rer.nat. Witri Wahyu Lestari, M.Sc. (Sebelas Maret University)
Treasury	Dr. Desi Suci Handayani, M.Si. (Sebelas Maret University) Dr. Soerya Dewi Marlina, M.Si. (Sebelas Maret University)
Secretariat, registration, equipments	Candra Purnawan, MSc (Sebelas Maret University) Dr. Sri Hastuti, M.Si. (Sebelas Maret University)
Publication, documentation	Anang Kuncoro Rachmad Setiawan, S.Si. Apt (Sebelas Maret University) Fachrul Faizalti Ricki Arfian (Sebelas Maret University)
Technical program	Dr. Eddy Heraldy, M.Si (Sebelas Maret University) Dr. Sayekti Wahyuningsih, M.Si (Sebelas Maret University) Dra. Tri Martini, M.Si (Sebelas Maret University)
Web and Information System	Dr.rer.nat. Fajar Rahman W, M.Si. (Sebelas Maret University) Edi Pramono, M.Si (Sebelas Maret University)
Cultural event, Sponsorship, and City Tour	Dr. Yuniawan Hidayat, M.Si. (Sebelas Maret University) Dr. I.F. Nurcahyo, M.Si. (Sebelas Maret University)
Logistic	Nanik Subekti, A.Md (Sebelas Maret University) Tri Daryanti, S.Sos (Sebelas Maret University) Ninik Hartati, A.Md (Sebelas Maret University)



Browse Volumes

2237

Browse Volumes

- 2321 (2021) ▼
- 2318 (2021) ▼
- 2316 (2021) ▼
- 2327 (2021) ▼
- 2325 (2021) ▼
- 2326 (2021) ▼
- 2322 (2021) ▼
- 2319 (2021) ▼
- 2317 (2021) ▼
- 2294 (2020) ▼
- 2315 (2020) ▼
- 2307 (2020) ▼
- 2306 (2020) ▼
- 2310 (2020) ▼
- 2303 (2020) ▼
- 2297 (2020) ▼
- 2314 (2020) ▼
- 2313 (2020) ▼
- 2304 (2020) ▼
- 2301 (2020) ▼
- 2300 (2020) ▼
- 2311 (2020) ▼
- 2290 (2020) ▼
- 2302 (2020) ▼
- 2295 (2020) ▼
- 2286 (2020) ▼
- 2308 (2020) ▼
- 2309 (2020) ▼
- 2289 (2020) ▼
- 2293 (2020) ▼
- 2305 (2020) ▼
- 2312 (2020) ▼
- 2299 (2020) ▼
- 2296 (2020) ▼
- 2285 (2020) ▼
- 2298 (2020) ▼
- 2287 (2020) ▼
- 2277 (2020) ▼
- 2265 (2020) ▼
- 2280 (2020) ▼
- 2291 (2020) ▼
- 2273 (2020) ▼
- 2272 (2020) ▼
- 2270 (2020) ▼
- 2283 (2020) ▼
- 2276 (2020) ▼
- 2292 (2020) ▼
- 2288 (2020) ▼
- 2279 (2020) ▼

Table of Contents

PREV NEXT

THE 14TH JOINT CONFERENCE ON CHEMISTRY 2019



Conference date: 10–11 September 2019
 Location: Surakarta, Indonesia
 ISBN: 978-0-7354-1996-4
 Editors: Fitriah Rahmawati, Teguh Endah Saraswati, Khoirina Dwi Nugrahaningtyas, Soerya Dewi Marliyana and Triana Kusumaningsih
 Volume number: 2237
 Published: Jun 2, 2020

DISPLAY: 20 50 100 all

PRELIMINARY

No Access - June 2020

Preface: The 14th joint conference on chemistry 2019

AIP Conference Proceedings 2237, 010001 (2020); <https://doi.org/10.1063/1.5100045>

PDF E-READER ADD TO FAVORITES SHARE EXPORT CITATION

No Access - June 2020

Committees: The 14th Joint Conference on Chemistry 2019

AIP Conference Proceedings 2237, 010002 (2020); <https://doi.org/10.1063/1.5100069>

PDF E-READER ADD TO FAVORITES SHARE EXPORT CITATION

No Access - June 2020

Photos: The 14th Joint Conference on Chemistry 2019

AIP Conference Proceedings 2237, 010003 (2020); <https://doi.org/10.1063/1.5100084>

PDF E-READER ADD TO FAVORITES SHARE EXPORT CITATION

ARTICLES

No Access - June 2020

Kinetic study of methylene blue photocatalytic decolorization using zinc oxide under UV-LED irradiation

Riki Subagyo, Yuly Kusumawati and Wahyu Bambang Widayatno
 AIP Conference Proceedings 2237, 020001 (2020); <https://doi.org/10.1063/1.51005263>

SHOW ABSTRACT PDF E-READER ADD TO FAVORITES SHARE EXPORT CITATION

No Access - June 2020

Fenton reaction involvement on methyl orange biodegradation by brown-rot fungus *Gloeophyllum trabeum*

Adi Setyo Purnomo, Nur Ellis Agustina Andyan, Refdinal Nawfa and Surya Rosa Putra
 AIP Conference Proceedings 2237, 020002 (2020); <https://doi.org/10.1063/1.51005230>

SHOW ABSTRACT PDF E-READER ADD TO FAVORITES SHARE EXPORT CITATION

No Access - June 2020

Metal phase and electron density of transition metal/HZSM-5

Khoirina Dwi Nugrahaningtyas, Marita Maharani Putri and Teguh Endah Saraswati
 AIP Conference Proceedings 2237, 020003 (2020); <https://doi.org/10.1063/1.51005561>

SHOW ABSTRACT PDF E-READER ADD TO FAVORITES SHARE EXPORT CITATION

No Access - June 2020

Renewable energy from sediment microbial fuel cell technology from Kendari Bay swamp sediments

Ahmad Zaeni, Prima Endang Susilowati, Alwahab and La Ode Ahmad
 AIP Conference Proceedings 2237, 020004 (2020); <https://doi.org/10.1063/1.51011271>

SHOW ABSTRACT PDF E-READER ADD TO FAVORITES SHARE EXPORT CITATION

No Access - June 2020

Synthesis and characterization of unsymmetrically branched alkyl chains carbazole-based polymer

Mohd Sani Sarjadi, Shu Er Tan, Xin Lin Wong, Farah Hannan Anuar, Md. Shaheen Sarkar and Md. Lutfor Rahman
 AIP Conference Proceedings 2237, 020005 (2020); <https://doi.org/10.1063/1.51005389>

- 2278 (2020) >
- 2284 (2020) >
- 2282 (2020) >
- 2281 (2020) >
- 2269 (2020) >
- 2266 (2020) >
- 2274 (2020) >
- 2261 (2020) >
- 2275 (2020) >
- 2271 (2020) >
- 2264 (2020) >
- 2267 (2020) >
- 2262 (2020) >
- 2260 (2020) >
- 2254 (2020) >
- 2268 (2020) >
- 2263 (2020) >
- 2259 (2020) >
- 2257 (2020) >
- 2256 (2020) >
- 2255 (2020) >
- 2258 (2020) >
- 2253 (2020) >
- 2252 (2020) >
- 2251 (2020) >
- 2250 (2020) >
- 2246 (2020) >
- 2249 (2020) >
- 2248 (2020) >
- 2247 (2020) >
- 2245 (2020) >
- 2244 (2020) >
- 2241 (2020) >
- 2243 (2020) >
- 2237 (2020) ^
- Issue 1, June 02
- 2242 (2020) >
- 2224 (2020) >
- 2240 (2020) >
- 2239 (2020) >
- 2236 (2020) >
- 2234 (2020) >
- 2238 (2020) >
- 2227 (2020) >
- 2219 (2020) >
- 2235 (2020) >
- 2233 (2020) >
- 2230 (2020) >
- 2220 (2020) >
- 2232 (2020) >
- 2231 (2020) >
- 2229 (2020) >
- 2228 (2020) >
- 2226 (2020) >
- 2222 (2020) >
- 2217 (2020) >
- 2223 (2020) >
- 2216 (2020) >

SHOW ABSTRACT PDF E-READER ADD TO FAVORITES SHARE EXPORT CITATION

No Access - June 2020

Synthesis of magnetite@SILICA-CTA in a cetyl trimethyl ammonium bromide (CTAB) concentration variations for fenol adsorption

Choiril Azmiyawati, F. A. Yamin, A. Darmawan and L. Suyati

AIP Conference Proceedings 2237, 020006 (2020); <https://doi.org/10.1063/5.0005717>

SHOW ABSTRACT PDF E-READER ADD TO FAVORITES SHARE EXPORT CITATION

No Access - June 2020

Study of Rhodamine B adsorption onto activated carbon from spent coffee grounds

Teguh Wirawan, Soerja Koesnarpati and Nanang Tri Widodo

AIP Conference Proceedings 2237, 020007 (2020); <https://doi.org/10.1063/5.0005610>

SHOW ABSTRACT PDF E-READER ADD TO FAVORITES SHARE EXPORT CITATION

No Access - June 2020

Photodegradation of phenol in batik wastewater with copper (II) oxide under visible light illumination

Tien Setyaningtyas, Kapti Riyani and Cheryl Firdharini

AIP Conference Proceedings 2237, 020008 (2020); <https://doi.org/10.1063/5.0005354>

SHOW ABSTRACT PDF E-READER ADD TO FAVORITES SHARE EXPORT CITATION

No Access - June 2020

Curing characteristics and mechanical properties of wasted crumb rubber-styrene butadiene rubber binary blends using bio based softener

Rahmanlar, Aprillena Tornadex Bondan and Tri Susanto

AIP Conference Proceedings 2237, 020009 (2020); <https://doi.org/10.1063/5.0005226>

SHOW ABSTRACT PDF E-READER ADD TO FAVORITES SHARE EXPORT CITATION

No Access - June 2020

Activation of carbon from rice husk using chemical activating agents and physical treatments as sodium lauryl sulfate adsorbent

Arnelli, Laila N. Mastuti, Aulia D. Arini and Yayuk Astuti

AIP Conference Proceedings 2237, 020010 (2020); <https://doi.org/10.1063/5.0008302>

SHOW ABSTRACT PDF E-READER ADD TO FAVORITES SHARE EXPORT CITATION

No Access - June 2020

Imprinted zeolite modified carbon paste electrode as a selective potentiometric sensor for blood glucose

Miratul Khasanah, Alfa Akustia Widati, Usreg Sri Handajani, Masfah Raudlotus Shofiyah, Sabrina Aulia Rakhma and Herwin Predianto

AIP Conference Proceedings 2237, 020011 (2020); <https://doi.org/10.1063/5.0005231>

SHOW ABSTRACT PDF E-READER ADD TO FAVORITES SHARE EXPORT CITATION

No Access - June 2020

Optimization of supersaturated solution from stevia rebaudiana water extract lead to crystal nucleation

Yohanes Martono, Yohanes Difto Adiwilbowo and November Rianto Aminu

AIP Conference Proceedings 2237, 020012 (2020); <https://doi.org/10.1063/5.0005667>

SHOW ABSTRACT PDF E-READER ADD TO FAVORITES SHARE EXPORT CITATION

No Access - June 2020

Determination of glucose content with a concentration within the physiological range by FT-NIR spectroscopy in a trans-reflectance mode

Ferdy S. Rondonuwu and Andreas Setiawan

AIP Conference Proceedings 2237, 020013 (2020); <https://doi.org/10.1063/5.0008552>

SHOW ABSTRACT PDF E-READER ADD TO FAVORITES SHARE EXPORT CITATION

No Access - June 2020

Effect of acidic level (pH) of red dragon fruit (*Hylocereus costaricensis*) peels extract on DSSC efficiency

P. Faqih, F. Nurosyid and T. Kusumaningsih

AIP Conference Proceedings 2237, 020014 (2020); <https://doi.org/10.1063/5.0005686>

SHOW ABSTRACT PDF E-READER ADD TO FAVORITES SHARE EXPORT CITATION

No Access - June 2020

Larvicidal potential of *Lantana camara* as bio larvicidal for *Aedes aegypti* 3rd instar larvae

November Rianto Aminu, Ribka Dewi Kristiana, Sri Hartini and Hartati Soetjipto

AIP Conference Proceedings 2237, 020015 (2020); <https://doi.org/10.1063/5.0005207>

2215 (2020) ✓
2221 (2020) ✓
2211 (2020) ✓
2225 (2020) ✓
2213 (2020) ✓
2209 (2020) ✓
2218 (2020) ✓
2214 (2020) ✓
2212 (2020) ✓
2207 (2020) ✓
2210 (2020) ✓
2208 (2020) ✓
2206 (2020) ✓
2205 (2020) ✓
2204 (2020) ✓
2203 (2020) ✓
2197 (2020) ✓
2202 (2019) ✓
2182 (2019) ✓
2199 (2019) ✓
2198 (2019) ✓
2200 (2019) ✓
2192 (2019) ✓
2194 (2019) ✓
2201 (2019) ✓
2195 (2019) ✓
2191 (2019) ✓
2188 (2019) ✓
2196 (2019) ✓
2190 (2019) ✓
2193 (2019) ✓
2187 (2019) ✓
2186 (2019) ✓
2180 (2019) ✓
2185 (2019) ✓
2183 (2019) ✓
2174 (2019) ✓
2184 (2019) ✓
2177 (2019) ✓
2179 (2019) ✓
2178 (2019) ✓
2189 (2019) ✓
2181 (2019) ✓
2176 (2019) ✓
2175 (2019) ✓
2167 (2019) ✓
2171 (2019) ✓
2172 (2019) ✓
2173 (2019) ✓
2169 (2019) ✓
2170 (2019) ✓
2168 (2019) ✓
2162 (2019) ✓
2166 (2019) ✓
2165 (2019) ✓
2164 (2019) ✓
2163 (2019) ✓
2161 (2019) ✓

SHOW ABSTRACT PDF E-READER ADD TO FAVORITES SHARE EXPORT CITATION

No Access - June 2020

Adsorption of cibacet yellow and cibacet red from aqueous solution onto activated carbon from annatto peels (*Bixa orellana* L.)

C. A. Riyanto, Y. S. Widodo, M. S. Ampri, E. Prabalaras, A. Sudlibya, Y. A. Putra, I. G. K. A. Kameswara and F. T. W. Hananto

AIP Conference Proceedings 2237, 020016 (2020); <https://doi.org/10.1063/5.0005372>

SHOW ABSTRACT PDF E-READER ADD TO FAVORITES SHARE EXPORT CITATION

No Access - June 2020

Effect of working electrode thickness using binahong leaves (*Anredera cordifolia*) dye to the efficiency of dye-sensitized solar cell (DSSC)

B. Y. Muryani, F. Nurosyid and Kusumandari

AIP Conference Proceedings 2237, 020017 (2020); <https://doi.org/10.1063/5.0005688>

SHOW ABSTRACT PDF E-READER ADD TO FAVORITES SHARE EXPORT CITATION

No Access - June 2020

A novel synthesis of 1,1'-(2,4,6-trihydroxy-1,3-phenylene)bis(ethan-1-one) (DAPG) using $\text{CuSO}_4 \cdot 5\text{H}_2\text{O}$ as a green catalyst

Carlissa Hertlingtyas, Triana Kusumaningsih and Maulidan Firdaus

AIP Conference Proceedings 2237, 020018 (2020); <https://doi.org/10.1063/5.0005344>

SHOW ABSTRACT PDF E-READER ADD TO FAVORITES SHARE EXPORT CITATION

No Access - June 2020

RGO- NiCo_2S_4 composite as a counter electrode for solid-state DSSC system with CuI as an electrolyte

Qonita Awiya Hanif, Sayekti Wahyuningsih and Ari Handono Ramelan

AIP Conference Proceedings 2237, 020019 (2020); <https://doi.org/10.1063/5.0009131>

SHOW ABSTRACT PDF E-READER ADD TO FAVORITES SHARE EXPORT CITATION

No Access - June 2020

Biodiesel production using palm fatty acid distillate and rice husk silica supported NiSO_4 as catalyst

Noor Hindriyawati, Nanang Tri Widodo, Moh. Syaiful Arief, Irfan Ashari Hiyahara and Gaanty Pragas Maniam

AIP Conference Proceedings 2237, 020020 (2020); <https://doi.org/10.1063/5.0005557>

SHOW ABSTRACT PDF E-READER ADD TO FAVORITES SHARE EXPORT CITATION

No Access - June 2020

Esterification of oxidized ricinoleic acid with various alcohols to produce emulsifier and antimicrobial compounds

Alika Nabilah, Sri Handayani, Siswati Setiasih, Dyah Utami Cahyaning Rahayu and Sumi Hudiyono

AIP Conference Proceedings 2237, 020021 (2020); <https://doi.org/10.1063/5.0005809>

SHOW ABSTRACT PDF E-READER ADD TO FAVORITES SHARE EXPORT CITATION

No Access - June 2020

Nanoparticles Fe_3O_4 modified chitosan and its antibacterial applications

Soerja Koesnarpadi, Winni Astuti and Ika Yekti Lianasari

AIP Conference Proceedings 2237, 020022 (2020); <https://doi.org/10.1063/5.0005693>

SHOW ABSTRACT PDF E-READER ADD TO FAVORITES SHARE EXPORT CITATION

No Access - June 2020

Synthesis of hydroxylated azomethine compounds and the antioxidant activity

Nova Rifqi Rahmawati, Ngadiwiyana, Nor Basid Adiwibawa Prasetya, Purbowatingrum Ria Sarjono, Yosie Andrian, Desy Fitriya Syamsunir and Ismiyarto

AIP Conference Proceedings 2237, 020023 (2020); <https://doi.org/10.1063/5.0005806>

SHOW ABSTRACT PDF E-READER ADD TO FAVORITES SHARE EXPORT CITATION

No Access - June 2020

Synthesis of salicylic acid modified magnetite nanoparticles and its application in wastewater treatment

Thutug Rahardiant Primadi, Fauzlatul Fajarah, Syaiful Bahri, Nazriati, Aman Santoso, Endang Ciptawati and Adrian Nur

AIP Conference Proceedings 2237, 020024 (2020); <https://doi.org/10.1063/5.0005360>

SHOW ABSTRACT PDF E-READER ADD TO FAVORITES SHARE EXPORT CITATION

No Access - June 2020

Modification of synthetic carpet using chitosan-titania nanocomposite for anti-bacterial and anti-odor purposes

2160 (2019) ✓
2159 (2019) ✓
2158 (2019) ✓
2157 (2019) ✓
2156 (2019) ✓
2153 (2019) ✓
2155 (2019) ✓
2154 (2019) ✓
2152 (2019) ✓
2150 (2019) ✓
2148 (2019) ✓
2151 (2019) ✓
2142 (2019) ✓
2141 (2019) ✓
2147 (2019) ✓
2145 (2019) ✓
2149 (2019) ✓
2139 (2019) ✓
2144 (2019) ✓
2138 (2019) ✓
2146 (2019) ✓
2143 (2019) ✓
2140 (2019) ✓
2136 (2019) ✓
2135 (2019) ✓
2137 (2019) ✓
2134 (2019) ✓
2132 (2019) ✓
2129 (2019) ✓
2131 (2019) ✓
2125 (2019) ✓
2133 (2019) ✓
2130 (2019) ✓
2126 (2019) ✓
2124 (2019) ✓
2116 (2019) ✓
2128 (2019) ✓
2121 (2019) ✓
2127 (2019) ✓
2123 (2019) ✓
2122 (2019) ✓
2119 (2019) ✓
2115 (2019) ✓
2120 (2019) ✓
2113 (2019) ✓
2117 (2019) ✓
2118 (2019) ✓
2111 (2019) ✓
2114 (2019) ✓
2112 (2019) ✓
2109 (2019) ✓
2110 (2019) ✓
2108 (2019) ✓
2107 (2019) ✓
2106 (2019) ✓
2105 (2019) ✓
2102 (2019) ✓
2104 (2019) ✓

Mohamad Iman Sulaeman, M. Ibadurrohman and Slamet
AIP Conference Proceedings 2237, 020025 (2020); <https://doi.org/10.1063/5.0005257>

SHOW ABSTRACT PDF E-READER ADD TO FAVORITES SHARE EXPORT CITATION

No Access - June 2020

Development of nanofluid biodegradable detergent from palm kernel oil and TiO_2

Reysa Anggraini Vestiana Putri, Muhammad Ibadurrohman and Slamet

AIP Conference Proceedings 2237, 020026 (2020); <https://doi.org/10.1063/5.0005258>

SHOW ABSTRACT PDF E-READER ADD TO FAVORITES SHARE EXPORT CITATION

No Access - June 2020

Preparation of activated carbon from *Calophyllum inophyllum* seed using different activating agents: Comparison study

Nur Izzati Machrita, Kartika A. Madurani, Suprpto, M. Luki Kurniawan, Yulianto Adi Nugroho and Fredy Kurniawan

AIP Conference Proceedings 2237, 020027 (2020); <https://doi.org/10.1063/5.0005659>

SHOW ABSTRACT PDF E-READER ADD TO FAVORITES SHARE EXPORT CITATION

No Access - June 2020

Synthesis and characterization of tetrasulfapyridine-copper(II) sulfate trihydrate

Sentot Budi Rahardjo, Husna Syalma, Yuniar Dwi Andrieza, Witri Wahyu Lestari and Abu Masykur

AIP Conference Proceedings 2237, 020028 (2020); <https://doi.org/10.1063/5.0005340>

SHOW ABSTRACT PDF E-READER ADD TO FAVORITES SHARE EXPORT CITATION

No Access - June 2020

Preparation of starch-graft-acrylic acid/bentonite composite gel

Kaeksi Sekar Arum, Enggar Candra Prastiti, Prida Novarita Trisanti and Sumarno

AIP Conference Proceedings 2237, 020029 (2020); <https://doi.org/10.1063/5.0006169>

SHOW ABSTRACT PDF E-READER ADD TO FAVORITES SHARE EXPORT CITATION

No Access - June 2020

Identification of natural product compounds as NS5 RDRP inhibitor for dengue virus serotype 1-4 through in silico analysis

Hersal Hermans Putra, Mutiara Saragih, Yulianti and Usman Sumo Friend Tambunan

AIP Conference Proceedings 2237, 020030 (2020); <https://doi.org/10.1063/5.0005236>

SHOW ABSTRACT PDF E-READER ADD TO FAVORITES SHARE EXPORT CITATION

No Access - June 2020

Flexible molecular docking simulation of peptide compounds as inhibitor of Glul host protein for dengue fever therapy

Filla Stephanie, Ahmad Husein Alkaff and Usman Sumo Friend Tambunan

AIP Conference Proceedings 2237, 020031 (2020); <https://doi.org/10.1063/5.0005237>

SHOW ABSTRACT PDF E-READER ADD TO FAVORITES SHARE EXPORT CITATION

No Access - June 2020

The synthesis of surfactant by alcoholysis between glyceryl trilaurate and n-amyl alcohol

Daniel

AIP Conference Proceedings 2237, 020032 (2020); <https://doi.org/10.1063/5.0005692>

SHOW ABSTRACT PDF E-READER ADD TO FAVORITES SHARE EXPORT CITATION

No Access - June 2020

Study on the ion-exchange properties of the activated carbon black nanoparticles of ACBNPs20_17 code using sodium hydroxide solution

Pratama Jujur Wibawa, Muhammad Nur, Muhammad Asy'ari, Hadi Nur, Mohd. Aif Agam and Hashim Salim

AIP Conference Proceedings 2237, 020033 (2020); <https://doi.org/10.1063/5.0005234>

SHOW ABSTRACT PDF E-READER ADD TO FAVORITES SHARE EXPORT CITATION

No Access - June 2020

The effect of zeolite addition and freeze-drying method on alginat beads for controlled release fertilizer

Adhitasari Suratman, Nurul Pramita, Pradiya Nadya Agasta, Dwi Ratih Purwaningsih, Agus Kuncaka, Eko Sri Kunarti and Atmanto Heru Wibowo

AIP Conference Proceedings 2237, 020034 (2020); <https://doi.org/10.1063/5.0005798>

SHOW ABSTRACT PDF E-READER ADD TO FAVORITES SHARE EXPORT CITATION

No Access - June 2020

2103 (2019) ✓
2100 (2019) ✓
2097 (2019) ✓
2098 (2019) ✓
2101 (2019) ✓
2094 (2019) ✓
2093 (2019) ✓
2090 (2019) ✓
2099 (2019) ✓
2096 (2019) ✓
2095 (2019) ✓
2092 (2019) ✓
2091 (2019) ✓
2089 (2019) ✓
2086 (2019) ✓
2088 (2019) ✓
2084 (2019) ✓
2082 (2019) ✓
2078 (2019) ✓
2085 (2019) ✓
2083 (2019) ✓
2087 (2019) ✓
2080 (2019) ✓
2081 (2019) ✓
2079 (2019) ✓
2075 (2019) ✓
2072 (2019) ✓
2077 (2019) ✓
2076 (2019) ✓
2074 (2019) ✓
2073 (2019) ✓
2070 (2019) ✓
2068 (2019) ✓
2065 (2019) ✓
2060 (2019) ✓
2071 (2019) ✓
2069 (2019) ✓
2066 (2019) ✓
2062 (2019) ✓
2067 (2019) ✓
2055 (2019) ✓
2064 (2019) ✓
2054 (2019) ✓
2063 (2019) ✓
2059 (2019) ✓
2057 (2019) ✓
2061 (2019) ✓
2058 (2019) ✓
2052 (2018) ✓
2056 (2018) ✓
2050 (2018) ✓
2053 (2018) ✓
2049 (2018) ✓
2051 (2018) ✓
2048 (2018) ✓
2045 (2018) ✓
2046 (2018) ✓
2040 (2018) ✓

Chemical composition and antioxidant activities of citronella essential oil *Cymbopogon nardus* (L.) rendle fractions

Undri Rastuti, Hartiwi Diastuti, Moch. Chasani, Purwati and Raffy Hidayatullah
AIP Conference Proceedings 2237, 020035 (2020); <https://doi.org/10.1063/5.0005685>

SHOW ABSTRACT PDF E-READER ADD TO FAVORITES SHARE EXPORT CITATION

No Access - June 2020

Initial study on the synthesis of 1-(4'-isopropilbenzil)-1,10-phenanthroline bromide from cuminyl alcohol, a potent antimalarial

Maulidan Firdaus, Soerya Dewi Marliyana and Muhammad Fajar Razak
AIP Conference Proceedings 2237, 020036 (2020); <https://doi.org/10.1063/5.0005541>

SHOW ABSTRACT PDF E-READER ADD TO FAVORITES SHARE EXPORT CITATION

No Access - June 2020

Freundlich adsorption isotherm in the perspective of chemical kinetics (II); rate law approach

Patih, Maulidan Firdaus, Fitriah Rahmawati, Sayekti Wahyuningsih and Triana Kusumaningsih
AIP Conference Proceedings 2237, 020037 (2020); <https://doi.org/10.1063/5.0005542>

SHOW ABSTRACT PDF E-READER ADD TO FAVORITES SHARE EXPORT CITATION

No Access - June 2020

Synthesis and spectra study of Cu (II), Fe (II), Zn (II)-5,15-diphenyl porphyrin

Almanto Heru Wibowo, Melin Yuliaty, Abu Masykur, Suyitno, Desi Suci Handayani, Dian Maruto Widjonarko, Maulidan Firdaus, Ari Yustisia and Takuji Ogawa
AIP Conference Proceedings 2237, 020038 (2020); <https://doi.org/10.1063/5.0005553>

SHOW ABSTRACT PDF E-READER ADD TO FAVORITES SHARE EXPORT CITATION

No Access - June 2020

Forward osmosis membrane to produce water energy drink from seawater

Salful, Alda Afriyanti, Marlina, Mulladi Ramil and Abu Masykur
AIP Conference Proceedings 2237, 020039 (2020); <https://doi.org/10.1063/5.0005201>

SHOW ABSTRACT PDF E-READER ADD TO FAVORITES SHARE EXPORT CITATION

No Access - June 2020

Reusability study of fenton catalyst@bacterial celluloses for removal of methylene blue as synthetic dyes model

Husaini Ardy, Fakhri Arsyil Hawari, Ade Wahyu Y. P. Parmita, Untung Triadi, Azhar Isti Hanifah and Arie Wibowo
AIP Conference Proceedings 2237, 020040 (2020); <https://doi.org/10.1063/5.0005229>

SHOW ABSTRACT PDF E-READER ADD TO FAVORITES SHARE EXPORT CITATION

No Access - June 2020

Effect of phosphate ion on sorption of Nd(III) ion from aqueous solution using ion imprinted polymers

Muhammad Ali Zulfikar, Sri Wahyuni, Muhammad Yudhistira Adis, Muhammad Bachri Amran, Handajaya Rusli and Henry Setyanto
AIP Conference Proceedings 2237, 020041 (2020); <https://doi.org/10.1063/5.0005598>

SHOW ABSTRACT PDF E-READER ADD TO FAVORITES SHARE EXPORT CITATION

No Access - June 2020

Aging resistance and functional group analysis of natural rubber/oil palm empty fruit bunch charcoal composites

Hari Adi Prasetya, Popy Marlina and Rochmi Widjajanti
AIP Conference Proceedings 2237, 020042 (2020); <https://doi.org/10.1063/5.0005338>

SHOW ABSTRACT PDF E-READER ADD TO FAVORITES SHARE EXPORT CITATION

No Access - June 2020

Determination of the optimum composition to produce minimum particle size of β -carotene microencapsulated in acid hydrolyzed starch-chitosan/TPP (tripolyphosphate) matrices using Taguchi method

Agnes Dyah Novitasari Lestari, Mudasiq, Dwi Siswanta and Ronny Martien
AIP Conference Proceedings 2237, 020043 (2020); <https://doi.org/10.1063/5.0005249>

SHOW ABSTRACT PDF E-READER ADD TO FAVORITES SHARE EXPORT CITATION

No Access - June 2020

The effect of coconut shell activated charcoal on vulcanization and morphology behaviour in natural rubber starch modified

Popy Marlina, Hari Adi Prasetya, Bambang Suglyono and Rochmi Widjajanti
AIP Conference Proceedings 2237, 020044 (2020); <https://doi.org/10.1063/5.0005337>

SHOW ABSTRACT PDF E-READER ADD TO FAVORITES SHARE EXPORT CITATION

- 2051 (2018) >
- 2047 (2018) >
- 2039 (2018) >
- 2043 (2018) >
- 2044 (2018) >
- 2037 (2018) >
- 2041 (2018) >
- 2038 (2018) >
- 2035 (2018) >
- 2036 (2018) >
- 2030 (2018) >
- 2042 (2018) >
- 2033 (2018) >
- 2024 (2018) >
- 2022 (2018) >
- 2028 (2018) >
- 2027 (2018) >
- 2034 (2018) >
- 2029 (2018) >
- 2026 (2018) >
- 2025 (2018) >
- 2032 (2018) >
- 2023 (2018) >
- 2021 (2018) >
- 2019 (2018) >
- 2020 (2018) >
- 2013 (2018) >
- 2017 (2018) >
- 2018 (2018) >
- 2016 (2018) >
- 2015 (2018) >
- 2014 (2018) >
- 2011 (2018) >
- 2012 (2018) >
- 2010 (2018) >
- 2008 (2018) >
- 2009 (2018) >
- 2007 (2018) >
- 2006 (2018) >
- 2004 (2018) >
- 2005 (2018) >
- 2001 (2018) >
- 2002 (2018) >
- 1999 (2018) >
- 2003 (2018) >
- 2000 (2018) >
- 1997 (2018) >
- 1998 (2018) >
- 1992 (2018) >
- 1996 (2018) >
- 1994 (2018) >
- 1993 (2018) >
- 1991 (2018) >
- 1982 (2018) >
- 1995 (2018) >
- 1984 (2018) >
- 1986 (2018) >
- 1989 (2018) >

No Access - June 2020

Synthesis and characterization of chitosan based super absorbent polymer modified with acrylic acid and acrylonitrile for Pb (II) metal ions removal from water

F. Widhi Mahatmanti, Harjono and Izzatun Niswah Assa'idah

AIP Conference Proceedings 2237, 020045 (2020); <https://doi.org/10.1063/5.0005748>

SHOW ABSTRACT PDF E-READER ADD TO FAVORITES SHARE EXPORT CITATION

No Access - June 2020

Hybrid PVA/alginate for extended delivery of antibiotic

Michael, Julietta Lady and Eko Adi Prasetyanto

AIP Conference Proceedings 2237, 020046 (2020); <https://doi.org/10.1063/5.0005241>

SHOW ABSTRACT PDF E-READER ADD TO FAVORITES SHARE EXPORT CITATION

No Access - June 2020

Synthesis of N'-(3-trimethoxysilylpropyl)diethylenetriamine modified silica (SiO₂(RHA)-TMPDT) for adsorption of gold(III)

Sri Hastuti, S. Wahyuningih, T. Martini, E. N. Fajariani and I. K. Candraningrum

AIP Conference Proceedings 2237, 020047 (2020); <https://doi.org/10.1063/5.0008267>

SHOW ABSTRACT PDF E-READER ADD TO FAVORITES SHARE EXPORT CITATION

No Access - June 2020

Methyl red dye-sensitized zinc oxide as photocatalyst for phenol degradation under visible light

Wynona A. Nimpoeno, Hendrik O. Lintang and Leny Yuliaty

AIP Conference Proceedings 2237, 020048 (2020); <https://doi.org/10.1063/5.0005797>

SHOW ABSTRACT PDF E-READER ADD TO FAVORITES SHARE EXPORT CITATION

No Access - June 2020

Crystalline carbon nitride for photocatalytic phenol degradation: Effect of precursor and salt melt amounts

Leny Yuliaty, Mohd Hayrie Mohd Hatta, Siew Ling Lee and Hendrik O. Lintang

AIP Conference Proceedings 2237, 020049 (2020); <https://doi.org/10.1063/5.0005795>

SHOW ABSTRACT PDF E-READER ADD TO FAVORITES SHARE EXPORT CITATION

No Access - June 2020

Synthesis of CuO-TiO₂ nano-composite for *Escherichia coli* disinfection and toluene degradation

Jessica Farah, M. Ibadurrohman and Slamet

AIP Conference Proceedings 2237, 020050 (2020); <https://doi.org/10.1063/5.0005260>

SHOW ABSTRACT PDF E-READER ADD TO FAVORITES SHARE EXPORT CITATION

No Access - June 2020

Adsorption of Au(III) on diethylenetriamine-functionalized silica coated on iron sand magnetic material

Fahmiati, Alrum Armid, Suyanta and Nuryono

AIP Conference Proceedings 2237, 020051 (2020); <https://doi.org/10.1063/5.0005579>

SHOW ABSTRACT PDF E-READER ADD TO FAVORITES SHARE EXPORT CITATION

No Access - June 2020

Decolourization of methylene blue by NiO/ZSM-5 photocatalyst under UV-LED irradiation

Carcelina Rizky Anindika, Yully Kusumawati, Didik Prasetyoko, Wahyu Bambang Widayatno and Abdul Hamid

AIP Conference Proceedings 2237, 020052 (2020); <https://doi.org/10.1063/5.0005268>

SHOW ABSTRACT PDF E-READER ADD TO FAVORITES SHARE EXPORT CITATION

No Access - June 2020

Isolation, characterization, and identification of endophytic bacteria by 16S rRNA partial sequencing technique from leaves of *carica papaya* and its potential as an antioxidant

Purbowaliningrum Ria Sarjono, Qisthy Hanifati Hazrina, Anggil Seputra, Nies Suci Mulyani, Agustina Lulustyaningati Nurul Aminih, Ngadiwijana, Ismiyarto, Dewi Kusriani and Nor Basid Adiwibawa Prasetya

AIP Conference Proceedings 2237, 020053 (2020); <https://doi.org/10.1063/5.0005715>

SHOW ABSTRACT PDF E-READER ADD TO FAVORITES SHARE EXPORT CITATION

No Access - June 2020

Properties of starch biofoam reinforced with microcrystalline cellulose from banana stem fiber

Syahrlul Fatrozi, Linda Purwanti, Sandra Kartika Sari, Muhammad Naufal Arieasta and Soerya Dewi Marllyana

AIP Conference Proceedings 2237, 020054 (2020); <https://doi.org/10.1063/5.0005254>

SHOW ABSTRACT PDF E-READER ADD TO FAVORITES SHARE EXPORT CITATION

- 1990 (2018) ▼
- 1988 (2018) ▼
- 1987 (2018) ▼
- 1985 (2018) ▼
- 1983 (2018) ▼
- 1980 (2018) ▼
- 1981 (2018) ▼
- 1978 (2018) ▼
- 1979 (2018) ▼
- 1974 (2018) ▼
- 1977 (2018) ▼
- 1976 (2018) ▼
- 1975 (2018) ▼
- 1971 (2018) ▼
- 1972 (2018) ▼
- 1973 (2018) ▼
- 1969 (2018) ▼
- 1965 (2018) ▼
- 1970 (2018) ▼
- 1968 (2018) ▼
- 1967 (2018) ▼
- 1966 (2018) ▼
- 1964 (2018) ▼
- 1961 (2018) ▼
- 1963 (2018) ▼
- 1958 (2018) ▼
- 1953 (2018) ▼
- 1962 (2018) ▼
- 1960 (2018) ▼
- 1959 (2018) ▼
- 1956 (2018) ▼
- 1947 (2018) ▼
- 1946 (2018) ▼
- 1952 (2018) ▼
- 1949 (2018) ▼
- 1943 (2018) ▼
- 1957 (2018) ▼
- 1955 (2018) ▼
- 1950 (2018) ▼
- 1951 (2018) ▼
- 1954 (2018) ▼
- 1942 (2018) ▼
- 1948 (2018) ▼
- 1940 (2018) ▼
- 1945 (2018) ▼
- 1944 (2018) ▼
- 1941 (2018) ▼
- 1939 (2018) ▼
- 1938 (2018) ▼
- 1937 (2018) ▼
- 1936 (2018) ▼
- 1935 (2018) ▼
- 1932 (2018) ▼
- 1933 (2018) ▼
- 1931 (2018) ▼
- 1927 (2018) ▼
- 1934 (2018) ▼
- 1930 (2018) ▼

No Access - June 2020

Thermal stability study of commercial lube oil at moderate temperature and long working period

Husaini Ardy, Azhar Isti Hanifah and Arle Wibowo

AIP Conference Proceedings 2237, 020055 (2020); <https://doi.org/10.1063/5.0005275>

SHOW ABSTRACT PDF E-READER ADD TO FAVORITES SHARE EXPORT CITATION

No Access - June 2020

Analysis of chemical profile and antibacterial activity of secondary metabolites of endophytic fungi from *Annona squamosa* L. from Timor Island-Eastern Indonesia

Antonius R. B. Ota

AIP Conference Proceedings 2237, 020056 (2020); <https://doi.org/10.1063/5.0005214>

SHOW ABSTRACT PDF E-READER ADD TO FAVORITES SHARE EXPORT CITATION

No Access - June 2020

Gold (Au) selective adsorption using polyeugenol based ionic imprinted polymer with ethylene glycol dimethacrylate crosslink

M. Cholild Djunaedi, Nor Basid Adiwibawa Prasetya, Didik Setiyo Widodo, Retno Ariandi Lusiana and Pardoyo

AIP Conference Proceedings 2237, 020057 (2020); <https://doi.org/10.1063/5.0005546>

SHOW ABSTRACT PDF E-READER ADD TO FAVORITES SHARE EXPORT CITATION

No Access - June 2020

Synthesis of molecularly imprinted polymer urea based on polyeugenol with ethylene glycol dimethacrylate as crosslinking agent

M. Cholild Djunaedi, Arifatul Azizah and Gunawan

AIP Conference Proceedings 2237, 020058 (2020); <https://doi.org/10.1063/5.0005544>

SHOW ABSTRACT PDF E-READER ADD TO FAVORITES SHARE EXPORT CITATION

No Access - June 2020

The comparison of nitroxide radical derivative compound interaction with brookite and anatase surface: A guide to choose the best photoanode for DSSC application

Yuly Kusumawati, Laili D. Astuti, Eko Santoso and Syafair Akhlus

AIP Conference Proceedings 2237, 020059 (2020); <https://doi.org/10.1063/5.0005271>

SHOW ABSTRACT PDF E-READER ADD TO FAVORITES SHARE EXPORT CITATION

No Access - June 2020

In-vivo acute toxicological studies of *Vasconcellea pubescens* A. DC. fruit extract against hepatic injury

Heru Sasongko, Arifin Wicaksono and Sugiyarto

AIP Conference Proceedings 2237, 020060 (2020); <https://doi.org/10.1063/5.0005224>

SHOW ABSTRACT PDF E-READER ADD TO FAVORITES SHARE EXPORT CITATION

No Access - June 2020

Optimization of Suweg starch (*Amorphophallus paeoniifolius* (Dennst.) Nicolson) and lactose as *co-processed excipient* of Ibuprofen-PEG 6000 solid dispersion of effervescent tablet

Dian Eka Ermawati, Bilmar Putri Andini, Fea Prihapsara, Yeni Farida, Sholichah Rohmani, Wisnu Kundarto and Estu Retnaningtyas Nugraheni

AIP Conference Proceedings 2237, 020061 (2020); <https://doi.org/10.1063/5.0005632>

SHOW ABSTRACT PDF E-READER ADD TO FAVORITES SHARE EXPORT CITATION

No Access - June 2020

Developing formula of SNEDDS (*self nano emulsifying drug delivery system*) antihypertensive herbs "Hortus Medicus"

Dian Eka Ermawati, Roro Karina Pambudi, Vinda Avilwlandari, Yeni Farida, Sholichah Rohmani, Wisnu Kundarto and Estu Retnaningtyas Nugraheni

AIP Conference Proceedings 2237, 020062 (2020); <https://doi.org/10.1063/5.0005630>

SHOW ABSTRACT PDF E-READER ADD TO FAVORITES SHARE EXPORT CITATION

No Access - June 2020

Optimization of hydroxymethylcellulose and sodium CMC of transdermal patch of antihypertension "Hortus Medicus" and transport through membrane using franz diffusion cell method

Dian Eka Ermawati, Dyah Ayu Ambarwati, Niken Rosyana Dewi, Anif Nur Artanti, Sholichah Rohmani and Wisnu Kundarto

AIP Conference Proceedings 2237, 020063 (2020); <https://doi.org/10.1063/5.0005628>

SHOW ABSTRACT PDF E-READER ADD TO FAVORITES SHARE EXPORT CITATION

No Access - June 2020

Liposomes from jack beans phospholipid extract for delivering vitamin C

1928 (2018) ✓
1929 (2018) ✓
1924 (2018) ✓
1926 (2018) ✓
1920 (2018) ✓
1925 (2018) ✓
1923 (2018) ✓
1922 (2018) ✓
1921 (2018) ✓
1918 (2017) ✓
1919 (2017) ✓
1917 (2017) ✓
1914 (2017) ✓
1915 (2017) ✓
1916 (2017) ✓
1912 (2017) ✓
1910 (2017) ✓
1913 (2017) ✓
1911 (2017) ✓
1901 (2017) ✓
1909 (2017) ✓
1908 (2017) ✓
1906 (2017) ✓
1904 (2017) ✓
1905 (2017) ✓
1898 (2017) ✓
1907 (2017) ✓
1903 (2017) ✓
1902 (2017) ✓
1900 (2017) ✓
1899 (2017) ✓
1893 (2017) ✓
1897 (2017) ✓
1896 (2017) ✓
1894 (2017) ✓
1892 (2017) ✓
1895 (2017) ✓
1890 (2017) ✓
1891 (2017) ✓
1887 (2017) ✓
1882 (2017) ✓
1886 (2017) ✓
1885 (2017) ✓
1889 (2017) ✓
1888 (2017) ✓
1878 (2017) ✓
1883 (2017) ✓
1874 (2017) ✓
1884 (2017) ✓
1880 (2017) ✓
1877 (2017) ✓
1881 (2017) ✓
1872 (2017) ✓
1879 (2017) ✓
1876 (2017) ✓
1871 (2017) ✓
1869 (2017) ✓
1875 (2017) ✓

Dwi Hudyanti, Ratna Indria Sari, Aditya Putri Arya and Parsaoran Siahaan
AIP Conference Proceedings 2237, 020064 (2020); <https://doi.org/10.1063/5.0005213>

SHOW ABSTRACT PDF E-READER ADD TO FAVORITES SHARE EXPORT CITATION

No Access - June 2020

The effect of methyltriethoxysilane (MTES) concentration on hydrophobic properties of silica thin layer

Lucky Diana Mustika, Choiril Azmiyawati and Adi Darmawan

AIP Conference Proceedings 2237, 020065 (2020); <https://doi.org/10.1063/5.0005240>

SHOW ABSTRACT PDF E-READER ADD TO FAVORITES SHARE EXPORT CITATION

No Access - June 2020

Synthesis zeolite y from kaolin: Activation of metakaolin with various concentration of sulfuric acid and its application for esterification

Leli Endah Salftri, Ulul Khairi Zuryati, Hannis Nur Rohma, Yatim Lailun N'mah and Didik Prasetyoko

AIP Conference Proceedings 2237, 020066 (2020); <https://doi.org/10.1063/5.0005581>

SHOW ABSTRACT PDF E-READER ADD TO FAVORITES SHARE EXPORT CITATION

No Access - June 2020

Synthesis of phenylcalix[4]resorcinarene sulfonate and its application as an antioxidant

Santi Nur Handayani, Heny Ekowati, Irmanto, Della Nadya Ayu Aprilla and Silva Utami

AIP Conference Proceedings 2237, 020067 (2020); <https://doi.org/10.1063/5.0006139>

SHOW ABSTRACT PDF E-READER ADD TO FAVORITES SHARE EXPORT CITATION

No Access - June 2020

The electronic properties study of betanin and their derivatives compound: An explanation to betanin limitation in DSSC application

Zulfa H. Damayanti, Garcelina R. Anindika, Eko Santoso, Syaifur Akhlus and Yuly Kusumawati

AIP Conference Proceedings 2237, 020068 (2020); <https://doi.org/10.1063/5.0005274>

SHOW ABSTRACT PDF E-READER ADD TO FAVORITES SHARE EXPORT CITATION

No Access - June 2020

Anthocyanin from butterfly pea flowers (*Clitoria ternatea*) by ultrasonic-assisted extraction

Achmad Qodim Syafa'atullah, Arie Amira, Sonya Hidayati and Mahfud Mahfud

AIP Conference Proceedings 2237, 020069 (2020); <https://doi.org/10.1063/5.0005289>

SHOW ABSTRACT PDF E-READER ADD TO FAVORITES SHARE EXPORT CITATION

No Access - June 2020

Synthesis and characterization of carbonaceous-based nanomaterials produced in chemical vapor deposition (CVD) using copper catalyst

Teguh Endah Saraswati, Ayu Dwi Priyanti, and Oktaviana Dewi Indah Prasjiwi

AIP Conference Proceedings 2237, 020070 (2020); <https://doi.org/10.1063/5.0005445>

SHOW ABSTRACT PDF E-READER ADD TO FAVORITES SHARE EXPORT CITATION

No Access - June 2020

Preparation of NaFeO₂ from iron sand as a raw material for cathode of sodium-ion battery

Fitria Rahmawati, Arum A. Kusumaningtyas, Teguh E. Saraswati, Iwan Yahya and Younki Lee

AIP Conference Proceedings 2237, 020071 (2020); <https://doi.org/10.1063/5.0005348>

SHOW ABSTRACT PDF E-READER ADD TO FAVORITES SHARE EXPORT CITATION

No Access - June 2020

Chemical interaction analysis of L-Theanine compounds from *Camellia sinensis* L. with kainate glutamate receptors and their toxicity effect as anti autism candidates based on in silico

Mohamad Amin, Nanda Hilda Khikmawati, Suryadi, Itha Fakhruzzal Amin, Kodama Yayoi, Atmanto Heru Wibowo, Dina Maulina and Indriyani Rachman

AIP Conference Proceedings 2237, 020072 (2020); <https://doi.org/10.1063/5.0008500>

SHOW ABSTRACT PDF E-READER ADD TO FAVORITES SHARE EXPORT CITATION

No Access - June 2020

Synthesis, anticancer activity, and apoptosis mechanism of some chalcone derivatives

Hery Suwito, Helda Dwi Hardiyanti, Kautsar ul Haq, Afinda Novi Kristanti, Umrotul Furghoniyyah, Aprilia Noni Rahmawati and Diwyareta Risya Ayuningtyas

AIP Conference Proceedings 2237, 020073 (2020); <https://doi.org/10.1063/5.0005376>

SHOW ABSTRACT PDF E-READER ADD TO FAVORITES SHARE EXPORT CITATION

1870 (2017) ✓
1868 (2017) ✓
1873 (2017) ✓
1867 (2017) ✓
1864 (2017) ✓
1857 (2017) ✓
1866 (2017) ✓
1865 (2017) ✓
1863 (2017) ✓
1859 (2017) ✓
1860 (2017) ✓
1861 (2017) ✓
1862 (2017) ✓
1858 (2017) ✓
1852 (2017) ✓
1850 (2017) ✓
1854 (2017) ✓
1851 (2017) ✓
1855 (2017) ✓
1856 (2017) ✓
1853 (2017) ✓
1836 (2017) ✓
1849 (2017) ✓
1841 (2017) ✓
1848 (2017) ✓
1840 (2017) ✓
1847 (2017) ✓
1832 (2017) ✓
1846 (2017) ✓
1844 (2017) ✓
1842 (2017) ✓
1845 (2017) ✓
1839 (2017) ✓
1843 (2017) ✓
1838 (2017) ✓
1837 (2017) ✓
1834 (2017) ✓
1830 (2017) ✓
1835 (2017) ✓
1833 (2017) ✓
1831 (2017) ✓
1828 (2017) ✓
1829 (2017) ✓
1827 (2017) ✓
1824 (2017) ✓
1826 (2017) ✓
1825 (2017) ✓
1823 (2017) ✓
1821 (2017) ✓
1820 (2017) ✓
1808 (2017) ✓
1818 (2017) ✓
1812 (2017) ✓
1822 (2017) ✓
1819 (2017) ✓
1816 (2017) ✓
1811 (2017) ✓
1809 (2017) ✓

No Access - June 2020

Synthesis of 5-benzylidene-hydantoin and 5-benzylidene-creatinine derivatives under mixed catalyst systems of urea-*p*-toluenesulfonic acid (Urea-PTSA) and guanidine hydrochloride-triethylamine (GnHCl-TEA)

Kautsar Ul Haq, Septi Roslana Dewi, Sherly Dwi Cicilianingrum, Amalia Muti Anggraini, Zella Dwipuspita Dahana, Indrianti Yunita Sari, Rina Dewi Renjanawati, Januardi Wardana, Fandi Gunawan, Nuzliatul Muschafi, Nisa'ur Rosyidah and Hery Suwiko

AIP Conference Proceedings 2237, 020074 (2020); <https://doi.org/10.1063/5.0005378>

SHOW ABSTRACT PDF E-READER ADD TO FAVORITES SHARE EXPORT CITATION

No Access - June 2020

The compounds of styrene-butadiene rubber in the incorporation of palmitamide: Abrasion resistance, cure rate index and torque properties

Indra Surya and Edwin

AIP Conference Proceedings 2237, 020075 (2020); <https://doi.org/10.1063/5.0005219>

SHOW ABSTRACT PDF E-READER ADD TO FAVORITES SHARE EXPORT CITATION

No Access - June 2020

The compounds of montmorillonite-filled natural rubber: Cure rate index, swelling and hardness properties

I. Surya and H. Khosman

AIP Conference Proceedings 2237, 020076 (2020); <https://doi.org/10.1063/5.0005218>

SHOW ABSTRACT PDF E-READER ADD TO FAVORITES SHARE EXPORT CITATION

No Access - June 2020

Effect of low molecular weight organic acid (LMWOA) on the Zn²⁺ desorption from the soil of illegal land fill in Yogyakarta-Indonesia

Suherman, Ayu Maulidya Rachmanda, Roto and Kinichi Morita

AIP Conference Proceedings 2237, 020077 (2020); <https://doi.org/10.1063/5.0005244>

SHOW ABSTRACT PDF E-READER ADD TO FAVORITES SHARE EXPORT CITATION

No Access - June 2020

Microbial life on the surface of the soft coral for solve the self-healing concrete

Prima Endang Susilowati, Ahmad Zaeni, Sapri Kartini and I. Nyoman Sudiana

AIP Conference Proceedings 2237, 020078 (2020); <https://doi.org/10.1063/5.0005712>

SHOW ABSTRACT PDF E-READER ADD TO FAVORITES SHARE EXPORT CITATION

No Access - June 2020

Toxicity of benzyl benzoate from *Kaempferia rotunda* L. rhizome

Hartiwi Dlasuti, Ari Asnani, Undri Rastuti and Mela Anggraeni

AIP Conference Proceedings 2237, 020079 (2020); <https://doi.org/10.1063/5.0005554>

SHOW ABSTRACT PDF E-READER ADD TO FAVORITES SHARE EXPORT CITATION

No Access - June 2020

Physico-chemical characteristics of gelatin as green template for nanomaterial production

Maria Ulfa and Winda Apriliani

AIP Conference Proceedings 2237, 020080 (2020); <https://doi.org/10.1063/5.0006142>

SHOW ABSTRACT PDF E-READER ADD TO FAVORITES SHARE EXPORT CITATION

No Access - June 2020

Intermolecular hydrogen bond interactions in *N*-carboxymethyl chitosan and *n*H₂O: DFT and NBO studies

Beti Saffitri, Dwi Hudiyanti, Marilyn Dian Laksitorini, Nurwarrohan Andre Sasongko and Parsaoran Siahaan

AIP Conference Proceedings 2237, 020081 (2020); <https://doi.org/10.1063/5.0005287>

SHOW ABSTRACT PDF E-READER ADD TO FAVORITES SHARE EXPORT CITATION

No Access - June 2020

Synthesis and anticancer study of complex nickel (II) 5,7-dibromoisatin-derived hydrazine carbothiamide

Fahimah Martak, Nofri Eka Saffitri, Endah Mutiara Marhaeni Putri, Agung Bagus Pambudi and Arif Fadlan

AIP Conference Proceedings 2237, 020082 (2020); <https://doi.org/10.1063/5.0005731>

SHOW ABSTRACT PDF E-READER ADD TO FAVORITES SHARE EXPORT CITATION